

# LAWN DECORATIONS GUIDELINES

## ENVIRONMENTAL HEALTH & SAFETY (EHS)

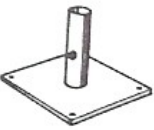
A lawn decoration shall be no higher than ten feet tall, unless scaffolding is used to create the lawn decoration. All scaffolding must be erected and dismantled by a professional and cannot exceed two scaffolds high (with guardrails present) for the purpose of creating lawn decorations. Jack stands must be used for scaffold support legs. Guardrails must be present on all sides of the scaffolding and on every level except the first level of scaffolding. Ladders cannot be used on scaffolds or propped against scaffolds. Steps to access the scaffold must be at least twelve inches (ladder style frame). Brick layer scaffolds or walk thru frames cannot be used (brick layer scaffolds have only six inch steps). No portion of the lawn decoration shall extend over the access to the front door (this includes objects extending into the walkway space from adjacent lawn decorations). At least a 3 foot aisle or walkway must be present on each side of the decoration. No lawn decoration shall exceed fourteen feet in height unless recommended by the contractor for safety and/or stability reasons. The decoration shall not extend past the length of the house and shall be placed half the distance between the house and sidewalk. It shall not be placed within ten feet of any overhead wiring and at least ten feet back from this wiring. All lawn decorations should be self-supporting, unless otherwise recommended by the contractor for stability and/or safety reasons. Ground stakes, guide wires and support ropes should be clearly marked with a bright visible cloth or tape to prevent possible injuries. All contractor recommendations must be written and a copy on file at EHS. Contact EHS if you have any questions regarding the placement of this lawn decoration.

Open flames or fires shall not be permitted as part of any lawn decoration. Any part of this lawn decoration, which could be blown away by the wind or affected by the elements of weather, must be removed within 48 hours following the event for which it is used. Any holes created by ground stakes, guide wires or support ropes must be filled in and leveled with the surrounding ground also within 48 hours following the event. Lawn decorations and frames created for Homecoming events must be removed by Monday at 4:30 PM following the Saturday Homecoming game. If lawn decorations have not been removed by this time, the house will be penalized from participating in next year's lawn decoration contest which is monitored by Student Life.

Contact Janie Fowler at 348-5910 if you have any questions relating to the information on lawn decorations outlined above.



*Jack Stand with Base Plate*



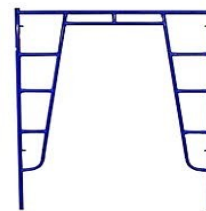
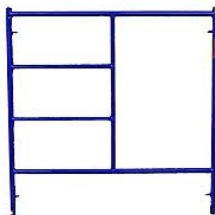
*Base Plate*

### EHS

400 3rd Place  
PO BOX 870178  
TUSCALOOSA, AL 35487  
PHONE: 205-348-5905



*Ladder Style Frame with 12 inch Steps*



*Walk Thru Frame - NOT ALLOWED*